

| Title of project/experiment/activity Use of Arbin BT-2043 Potentiostat/Galvanostat Station (Arbin Cycler) | | | |
|---|------------------------|--|---------------|
| Location of activity Cambridge Graphene Centre, Ground floor: Energy Storage Lab | | Start and end dates 01/08/2016 - continuous | |
| Brief description (or attach procedure/protocol) | | | |
| <p>The cycler is used to measure electrical characteristics of energy storage devices, such as batteries and supercapacitors. Devices that are typically in the form of a coin cell with metallic casing, are sealed from the outside environment. The devices are connected to 2, 3 or 4 electrical probes. The system is equipped with 60 channels for simultaneous measurements. <i>and must be used in accordance with the manufacturer's instructions.</i></p> <p>Various samples can be measured e.g. graphene, 2d materials, metal oxides, etc. (user should refer to personal risk assessments for sample handling).</p> <p>For the electrochemical characterization, a device is connected to the cycler and a procedure is set up for a specific type of measurement. The cycler can operate under a range of conditions, e.g., applying a specified constant voltage and measuring the current flowing through the device, or applying a specified constant current and measuring the resultant change in voltage across the device.</p> <p>One of the most common measurements performed is galvanostatic charge-discharge measurement. In this experiment, a constant current is applied to the supercapacitor, and the change in voltage across it is measured as it charges.</p> <p>Cyclic voltammetry is also widely used to analyse a device, in which case a constant scan rate (dV/dt) is applied and the current is measured. The maximum scan rate permitted by the instrument is 200 V/s. The current range is 10 pA-100 mA. The appropriate range must be selected before the measurement. The instrument can only operate within a compliance of ± 10 V.</p> <p>The use of the cycler involves application of potentials and the passage of currents through solutions of electrolytes. The system is computer-controlled. Though the device under measurement is typically enclosed, there are risks associated with the combination of an electrical appliance and a conducting fluid medium. There may be risks associated with the use of conducting metal ion solutions, such as gas formation. Typical devices that are in the form of a coin cell or Swagelok-type cell are sealed from the outside environment with a metallic casing. Separate risk assessments must be carried out for non-enclosed devices or for devices other than a coin cell or a Swagelok-type cell.</p> | | | |
| Hazard | Effect | Control measures | Residual risk |
| General hazards in lab | Inhalation of solvents | <p>Wash bottles containing volatile and combustible solvents, such as acetone, ethanol, and isopropanol, are present and used in the lab to clean items or equipment. (Likelihood: 1, Severity: 1)</p> <p>There is appropriate ventilation in place. The solvent will be contained in a wash bottle.</p> <p>Eye protection and lab coat will be worn while</p> | Low risk |

| | | | |
|------------------------------|--------------------|---|----------|
| | | working in the laboratory. The Energy Storage Lab rules will be followed. | |
| Non-insulated contact points | Electric shock | <p>Electric shock due to the presence of non-insulated contact points between instrument and devices, as well as exposed device surfaces, such as a coin cell whose case is made of stainless steel. (Likelihood: 1, Severity: 1)</p> <p>The instrument can only operate within a compliance of ± 10 V. The instrument has an alarm system which goes off if a device exceeding this voltage limit is connected or if it is required to supply above this voltage limit. The alarm and safety option preventing operation outside of that range will be used during each measurement.</p> <p>Contact with any exposed electrically active areas is avoided once the experiment has been set in motion.</p> <p>Death can result from normal operation/mains voltage of 230 V present inside the instrument's enclosure, capable of causing currents of greater than 30 mA to flow through the body for more than 40 ms. Minor shocks may also cause injury following involuntary muscle contraction. (Likelihood: 1, Severity: 3)</p> <p>As a result, the instrument will not be opened by the user. Only a qualified technician or expert is allowed to open the instrument enclosure.</p> | Low risk |
| Gas formation | Explosion; Fire | <p>The formation of gases as a by-product of electrochemical reactions in the confined volume of a stainless steel coin cell may cause an explosion and fire. Injury may result from exploded cell component and other debris as well as the possibility of fire and skin or eye injury from the spill or splatter of the cell content. (Likelihood: 1, Severity: 2)</p> <p>Under normal measurement conditions not exceeding ± 5 V for a single cell at a pressure of 1 atm at ≤ 30 °C, it is unlikely that enough gas will be generated to rupture the device enclosure which is made of a metal casing. The coin cell device or a variant, which is typically 20 mm wide and 3.2 mm thick, requires use of less than 1 mL of electrolyte solution and no more than a couple of mL of the electrolyte under any reasonable circumstances.</p> <p>For electrical, thermal, or mechanical abuse tests, the the cell is intentionally subject to extreme conditions that could raise the likelihood of excessive gas</p> | Low risk |

| | | | |
|-----------------|------------------------|--|----------|
| | | formation; and its magnitude depends on the level of the abuse. As such, a separate risk assessment must be conducted for such kinds of measurements. | |
| Thermal runaway | Explosion; Fire | <p>Exothermic chemical reactions may occur inside a cell under measurement, generating a cascade of reactions. This may heat up the device and or generate gases. Injury may result from exploded cell component and other debris as well as the possibility of fire and skin or eye injury from the spill or splatter of the cell content.</p> <p>Under normal measurement conditions not exceeding ± 5 V for a single cell at a pressure of 1 atm at ≤ 30 °C, it is unlikely that enough gas will be generated to rupture the device enclosure which is made of a metal casing. (Likelihood: 1, Severity: 2)</p> <p>For thermal or mechanical abuse tests, the cell is intentionally subject to extreme conditions that could raise the likelihood of thermal runaway; and its magnitude depends on the level of the abuse. As such, a separate risk assessment must be conducted for such kinds of measurements.</p> | Low risk |

Personal Protective Equipment required [eye/face protection, respiratory protection, gloves, lab coat etc]

Lab coat and eye protection (safety specs) required in the lab at all times.

Emergency Instructions & First Aid

General advice: Consult a physician. Show this risk assessment to the doctor in attendance.

Any special monitoring required [e.g. hearing test, vibration monitoring, health surveillance]

Further control measures required? If yes, list with actions.

In the case of equipment malfunction/failure, close the control software (MITS PRO) and all measurements will be immediately terminated. To cut off power entirely from the instrument, the power switch is located at the bottom left rear of the instrument.

Biological/Laser/Radiation Approval [requires relevant Specialist Safety Officer signature and date]
N/A

Out of hours/Lone working

Measurements may be done overnight. Once the measurement has been started, the instrument completes the measurements based on the preset procedure. *Requires permission from Head of*





Division,

Signature to confirm that this is a suitable and sufficient assessment of risk and that stated control measures are in place. This risk assessment should be reviewed if additional risks not covered in this

Department of Engineering – Risk Assessment

Ref No.

assessment are identified or if there is any reason to indicate that the control measures are insufficient.

| | | |
|---|--|---------------------------|
| Name of Assessor Dr. Abdul-Rahman Raji Email: aror2@cam.ac.uk | Signature  | Date 19/08/2016 |
| Name of Supervisor Prof. Andrea Ferrari Email: acf26@cam.ac.uk | Signature  | Date 2/9/16 |
| Local Safety Coordinator | Signature  | Date 27/10/16 |
| Departmental Safety Office IAN SLACK | Signature  | Date 9 NOV 2016 |